

Market Operator's Quarterly Performance Report

January - March 2023



Contents

Contents.....	2
Executive Summary.....	4
1 Joining and Terminating Parties and Units	5
1.1 Balancing Market	5
1.2 Termination of Participants.....	6
1.3 Suspension of Participants	6
2 Trading and Settlement Code Breaches	7
3 Balancing Market Settlements.....	8
3.1 Indicative and Initial Settlement Runs (includes daily BALIMB, MO and CRM).....	8
3.2 Settlement Documents	9
3.3 M+4, M+13 and Ad-hoc Resettlement.....	10
3.4 Credit Reports Publications.....	10
4 Financial Statistics	11
4.1 Cash Flow positions for Balancing Market, Capacity Market and Market Operator Charges.....	11
4.2 Financial Changes between Initial Settlement and Subsequent Reruns	12
5 Query Management.....	15
5.1 General Queries	15
5.2 Settlement Queries	16
5.3 Disputes.....	16
6 Imbalance Price.....	17
6.1 Imbalance Price.....	17
6.2 Exchange Rate.....	21
6.3 Imbalance Price Generation and Backup Price.....	22
7 Modifications	24
7.1 Balancing Market – Trading & Settlement Code Modification Management	24
7.2 Balancing Market - Modifications Process Development.....	25
8 SEMO KPI Quarterly Update – Storage Technology Facilitation.....	26
9 Central Systems.....	27
9.1 System Releases	27
9.2 System Availability	27

9.3	Known Issues Report.....	27
9.4	Limited Communication Failure (LCF), General Communication Failure (GCF) and General System Failure (GSF).....	28
10	Appendix A: Trading and Settlement Code Breaches.....	29
11	Appendix B: Historical Settlement Information.....	31
12	Appendix C: Settlement Publication Timings.....	33
13	Appendix D: List of Queries by Type	39

Executive Summary

On 1 October 2018 the revised Single Electricity Market (SEM) went live and is now the enduring operational electricity market in Ireland and Northern Ireland.

This Single Electricity Market Operator's (SEMO) performance report covers the months of January, February and March 2023 of operation and is published in accordance with section B.16.2 of the Trading and Settlement Code and the SEM Committee decision paper issued for the Legacy SEM market.

During this period:

- 2 new parties joined the market, 2 units de-registered and 8 new units registered in the market.
- 14 out of 14 Settlement Documents issued on time.
- There were 7 late publications of Indicative and 1 late publications of Initial Settlement runs as per the Trading and Settlement Code timelines.
- There were 19 payment defaults by 15 Participants.
- There was 1 Credit default by 1 Participant as per the Trading and Settlement code timelines.
- 420 general queries were received, and 414 general queries were resolved, with 35 in progress as of 31st of March 2023.

SEMO welcomes all comments on the contents of this report. Comments should be sent preferably in email format to info@sem-o.com. The intention is for SEMO and the Regulatory Authorities to consult on the framework for reporting based on comments and feedback received and to implement any revisions where necessary.

1 Joining and Terminating Parties and Units

1.1 Balancing Market

2 new parties went effective in the Market between 01 January 2023 to 31 March 2023:

Party Name	Party ID	Effective date
Northpool B.V.	PY_034129	11/01/2023
Lettermuckoo Energy Supply Limited	PY_034144	29/03/2023

Table 1 – Parties who joined the market: January - March 2023

8 new units went effective in the Market between 01 January 2023 to 31 March 2023:

Party Name	Party ID	Participant ID	Unit ID	Effective date
SSE Airtricity Energy Supply (NI) Limited	PY_000022	PT_500021	GU_504160	11/01/2023
SSE Airtricity Energy Supply (NI) Limited	PY_000022	PT_500021	GU_504160	22/02/2023
Power NI	PY_000035	PT_500028	GU_503910	11/01/2023
ElectroRoute Energy Trading Limited	PY_000098	PT_400096	AU_400147	01/03/2023
Orsted Renewable Supply 2 Limited	PY_000135	PT_400157	AU_400144	18/01/2023
Northpool B.V.	PY_034129	PT_502535	AU_500123	11/01/2023
Lettermuckoo Energy Supply Limited	PY_034144	PT_402613	GU_405210	29/03/2023
Lettermuckoo Energy Supply Limited	PY_034144	PT_402613	SU_400375	29/03/2023

Table 2 – Registrations: January – March 2023

2 units de-registered from the Market between 01 January to 31 March 2023:

Party Name	Party ID	Participant ID	Unit ID	Effective date
EP Kilroot	PY_000070	PT_500045	GU_503430	08/02/2023
EP Kilroot	PY_000070	PT_500045	GU_503440	08/02/2023

Table 3 – De-Registrations: January - March 2023

1.2 Termination of Participants

There were no terminating parties between 01 January 2023 to 31 March 2023.

1.3 Suspension of Participants

No suspension orders were issued by the Market Operator 01 January 2023 to 31 March 2023

2 Trading and Settlement Code Breaches

Breaches of the Trading and Settlement Code were noted in the following areas:

January 2023 Trading and Settlement Code Breaches			
Area		Major	Minor
Data Providers		-	2
Market Participants	Clearing	5	-
	Credit Risk Management		
Market Operator	Balancing Market Settlement	-	1
	Clearing		
	Credit Risk Management	-	2
	Other		
Total		5	5
February 2023 Trading and Settlement Code Breaches			
Data Providers		-	3
Market Participants	Clearing	4	-
	Credit Risk Management		
Market Operator	Balancing Market Settlement	-	1
	Clearing		
	Credit Risk Management		
	Other		
Total		4	4
March 2023 Trading and Settlement Code Breaches			
Data Providers		-	-
Market Participants	Clearing	10	-
	Credit Risk Management	1	
Market Operator	Balancing Market Settlement	-	6
	Clearing		
	Credit Risk Management	-	2
	Other		
Total		11	8

Table 4 – Trading and Settlement Code Breaches: January– March 2023

Further details of each of the Trading and Settlement Code breaches noted above are set out in **Appendix A**.

Key:

- Major Breach - late publishing of settlement documents, default notices issued for non-payment or similar.
- Minor Breach - deadlines not met, but no financial implication to Participants. This includes late posting of settlement runs.

3 Balancing Market Settlements

3.1 Indicative and Initial Settlement Runs (includes daily BALIMB, MO and CRM)

For Historical information please see **Appendix B** – Historical Settlement Information.

The following series of tables and graphs represents the publications of Indicative and Initial Settlement runs. Every working day SEMO is obliged to issue Indicative and Initial settlement run statements.

Settlement Runs completed January 01/01/2023 – 31/01/2023		
	Indicative	Initial
On Time	30	31
Same Day Late	0	0
> 1 Day Late	1	0
Total runs	31	31
Settlement Runs completed February 01/02/2023 – 28/02/2023		
On Time	27	28
Same Day Late	0	0
> 1 Day Late	1	0
Total runs	28	28
Settlement Runs completed March 01/03/2023 – 31/03/2023		
On Time	26	30
Same Day Late	0	1
> 1 Day Late	5	0
Total runs	31	31

Table 5 - Settlement Runs Completed: January – March 2023

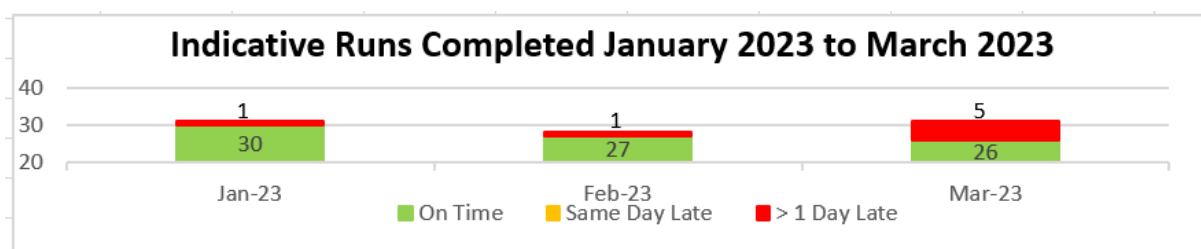


Figure 1 - Indicative Settlement Runs Completed

Further details on publication times can be found in **Appendix C**.

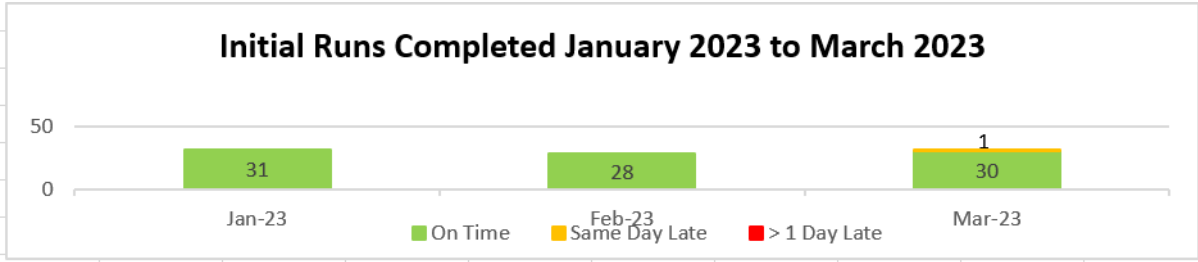


Figure 2 - Initial Settlement Runs Completed

Further details on publication times can be found in **Appendix C**.

3.2 Settlement Documents

The following table represents the publications of Initial Settlement Documents. SEMO is obliged to issue initial Settlement Documents 4 working days after the last day of the billing period.

Settlement Documents Completed			
	January 2023 No. of Weeks	February 2023 No. of Weeks	March 2023 No. of Weeks
On Time	5	4	5
Same Day Late	0	0	0
>1 Day Late	0	0	0
Total Runs	5	4	5

Table 6 - Settlement Documents completed: January – March 2023

3.3 M+4, M+13 and Ad-hoc Resettlement

The following tables represents the publications of Resettlement runs for the months of January, February and March 2023:

Resettlement Runs for Operational Dates January 01/01/2023 - 31/01/2023			
Resettlement Run	Number Billing Periods Resettled	Resettlement Period Start Date	Resettlement Period End Date
M+4	5	28/08/2022	01/10/2022
M+13	5	28/11/2021	01/01/2022
Ad-Hoc	9	09/08/2020 04/12/2022	26/09/2020 17/12/2022
Resettlement Runs for Operational Dates February 01/02/2023 - 28/02/2023			
M+4	4	02/10/2022	29/10/2022
M+13	4	02/01/2022	29/01/2022
Ad-Hoc	8	27/09/2020 01/01/2023	14/11/2020 07/01/2023
Resettlement Runs for Operational Dates March 01/03/2023 - 31/03/2023			
M+4	5	30/10/2022	03/12/2022
M+13	5	30/01/2022	05/03/2022
Ad-Hoc	8	15/11/2020	09/01/2021

Table 7 – Resettlement Runs for Operational Periods: January – March 2023

3.4 Credit Reports Publications

January 2023: 51 Credit reports published on time, out of an expected 53 Credit reports

February 2023: 49 Credit reports published on time, out of an expected 49 Credit reports.

March 2023: 56 Credit reports published on time, out of an expected 58 Credit reports.

Credit Report Summary			
	January 2023	February 2023	March 2023
Published	51	49	56
Delayed	2	-	2
Not Published	-	-	-

Table 08 – Credit Report Summary: January – March 2023

4 Financial Statistics

4.1 Cash Flow positions for Balancing Market, Capacity Market and Market Operator Charges

The Balancing Market reflects actions taken by the TSOs to keep the system balanced, for example, for differences between the market schedule and actual system demand. It determines the imbalance settlement price for settlement of these balancing actions. This includes any uninstructed deviations from a participant's notified ex-ante position.

- Positive values indicate Payments were greater than Charges
- Negative values indicate Charges were greater than Payments
- All figures are in Euro

All data displayed in this section displays Initial data from 01 January 2023 to 31 March 2023:

Balancing Market Cash Flow Position				
Component	January	February	March	Total
CDISCOUNT	21,078,035	15,985,321	22,269,912	59,333,268
CPREMIUM	19,798,275	17,021,078	13,700,979	50,520,331
CFC	9,650,095	12,334,707	5,759,038	27,743,840
CIMB	7,926,544	-2,633,863	3,122,353	8,415,035
CREV	1,134,042	994,476	1,075,746	3,204,264
CABBPO	42,692	29,399	71,450	143,541
CTEST	0	-164,611	-13,450	-178,060
CDIFFCWD	-19,111	-45,834	-138,945	-203,890
CCA	-96,059	-86,117	-95,914	-278,089
CAOPO	-249,084	-252,268	-391,568	-892,920
CCURL	-281,704	-798,261	-682,478	-1,762,443
CUNIMB	-811,818	-733,885	-843,456	-2,389,159
CIMP	-72,464,817	-64,962,423	-72,313,030	-209,740,270
Grand Total	-14,292,909	-23,312,281	-28,479,362	-66,084,552

Table 09 - Balancing Market Cash Flow Position: January – March 2023

The Capacity Market is designed to help ensure that the generation capacity in Ireland and Northern Ireland (including Storage, Demand Side Units and Interconnector capacity) is sufficient to meet demand and that the regulatory approved generation adequacy standard is satisfied.

Capacity Market Cash Flow Position				
Component	Jan	Feb	Mar	Total
CCP	30,840,958	28,423,839	31,209,799	90,474,596
CCC	-29,312,923	-26,168,663	-29,002,929	-84,484,515
Total	1,528,035	2,255,176	2,206,870	5,990,080

Table 10 - Capacity Market Cash Flow Position: January – March 2023

Market Operator charges are used to recover the costs of administering the market:

Market Operator Charges				
Component	Jan	Feb	Mar	Total
CMOAV	-1,699	-1,699	0	-3,397
CMOAU	-72,134	-72,207	0	-144,341
CVMO	-1,399,843	-1,254,665	-1,396,668	-4,051,177
Total	-1,473,676	-1,328,571	-1,396,668	-4,198,915

Table 11 - Market Operator Charges: January – March 2023

4.2 Financial Changes between Initial Settlement and Subsequent Reruns

During the month of **January 2023**:

- M+4 Resettlement has been completed for Settlement Dates 28/08/2022 to 01/10/2022.
- M+13 Resettlement has been completed for Settlement Dates 28/11/2021 to 01/01/2022
- Adhoc Resettlement has been completed for Settlement Dates 09/08/2020 to 26/09/2020 and 04/12/2022 to 17/12/2022.

February 2023:

- M+4 Resettlement has been completed for Settlement Dates 02/10/2022 to 29/10/2022.
- M+13 Resettlement has been completed for Settlement Dates 02/01/2022 to 29/01/2022
- Adhoc Resettlement has been completed for Settlement Dates 27/09/2020 to 14/11/2020 and 01/01/2023 to 07/01/2023

March 2023:

- M+4 Resettlement has been completed for Settlement Dates 30/10/2022 to 03/12/2022.
- M+13 Resettlement has been completed for Settlement Dates 30/01/2022 to 05/03/2022
- Adhoc Resettlement has been completed for Settlement Dates 15/11/2020 to 09/01/2021

The tables below display the differences between the previous settlement run and the most recent resettlement run (either M+4, M+13 or Adhoc). The differences are then rolled up to the component charge level and combined for both M+4, M+13 and Adhoc.

Balancing Market Resettlement				
Component	January	February	March	Grand Total
CIMB	19,208,747	9,718,250	13,386,463	42,313,460
CIMP	701,909	1,279,500	1,380,317	3,361,726
CFC	1,655,694	553,487	415,286	2,624,467
CDISCOUNT	414,096	-336	12,138	425,897
CPREMIUM	198,391	114,489	-17,409	295,471
CUNIMB	252,165	81,769	-43,360	290,575
CABBPO	3,766	100,887	-1,025	103,628
CDIFFCWD	257	9,036	9,699	18,992
CCA	56	1,581	1,669	3,306
CAOOPO	8,458	1,254	-7,982	1,731
CREV	56,341	-30,006	-25,831	505
CDIFFCNP	0	0	369	369
CSOCDIFFP	0	0	13	13
CEADSUIMB	0	0	0	0
CREIMDIFFP	0	0	0	0
CDIFFPID	0	0	0	0
CSHORTDIFFP	0	0	0	0
CTEST	0	0	0	0
CDIFFCDA	0	0	0	0
CDIFFPDA	0	0	0	0
CEADSUIDT	0	0	0	0
CEADSUDA	0	0	0	0
CDIFFPIMB	0	0	-371	-371
CCURL	-4,192	-26,467	-203	-30,862
Grand Total	22,495,689	11,803,445	15,109,774	49,408,907

Table 12 - Balancing Market Resettlement: January – March 2023

Capacity Market Resettlement				
Component	January	February	March	Grand Total
CCC	948,926	0	1,279,603	2,228,529
CCP	26,761	12,386	142,628	181,775
Grand Total	975,687	12,386	1,422,231	2,410,304

Table 13 - Capacity Market Resettlement: January – March 2023

Market Operator Charges Resettlement				
Component	January	February	March	Grand Total
CVMO	1,122	48,917	5,932	55,971
Grand Total	1,122	48,917	5,932	55,971

Table 14 - Market Operator Charges Resettlement: January - March 2023

Financial Statistics Disclaimer: the above information represents settlement data aggregated during the month in assessment, which may be different to the accounting data audited post settlement period. All values are in euro.

5 Query Management

5.1 General Queries

The statistics presented in Table 15 – General Queries cover the months of January, February and March 2023.

General Queries	January 2023	February 2023	March 2023
Received	132	128	160
Open	30	30	35
Resolved	143	123	148
Average Resolution Time	4.7 working days	3.5 working days	4.5 working days

Table 15 – General Queries: January – March 2023

Definitions

- Open refers to queries raised but not resolved within each month
- Resolved refers to queries resolved within each month, and includes queries raised before this time.
- Resolution Time (Working Days) refers to the average time to resolve queries in working days for this category within each month.

5.2 Settlement Queries

Table 16 displays the Formal Settlement Queries raised between the months of January, February and March 2023.

Formal Queries	January	February	March
Raised	13	8	21

Table 16 – Formal Settlement Queries: January – March 2023

- **Jan 2023:** 9 have been upheld and 4 were not upheld.
- **Feb 2023:** 7 have been upheld and 1 was not upheld.
- **Mar 2023:** 15 have been upheld and 6 are under review.

Upheld Formal Queries	January	February	March	Total
CIMB	2	5	5	12
CDISCOUNT	2	0	8	10
CPREMIUM	2	1	1	4
CFC	3	0	0	3
CUNIMB	0	1	1	2
Total	9	7	15	31

Table 17 – Upheld Settlement Queries by Topic: January – March 2023

Further Details on Settlement queries that have been upheld can be found in **Appendix D**.

A full list of all unresolved Settlement queries raised for the month can be found in **Appendix D**.

5.3 Disputes

- There were no Disputes raised between 01 January 2023 to 31 March 2023.

6 Imbalance Price

6.1 Imbalance Price

There are two types of Imbalance Price referred to in this section; the Imbalance Price which is the price associated with a 5 Minute Imbalance Pricing Period; and secondly, an Imbalance Settlement Price which is calculated as the average of six 5 Minute Imbalance Prices for a corresponding 30 minute Imbalance Settlement Period.

Figures 3, 4 and 5 show the Imbalance Settlement Prices for January, February and March 2023. All system calculated Imbalance Settlement Prices are published on this graph; both the Market Back Up Price and the 30 minute average of the Imbalance Price.

- The average Imbalance Settlement Price for January was €162.80

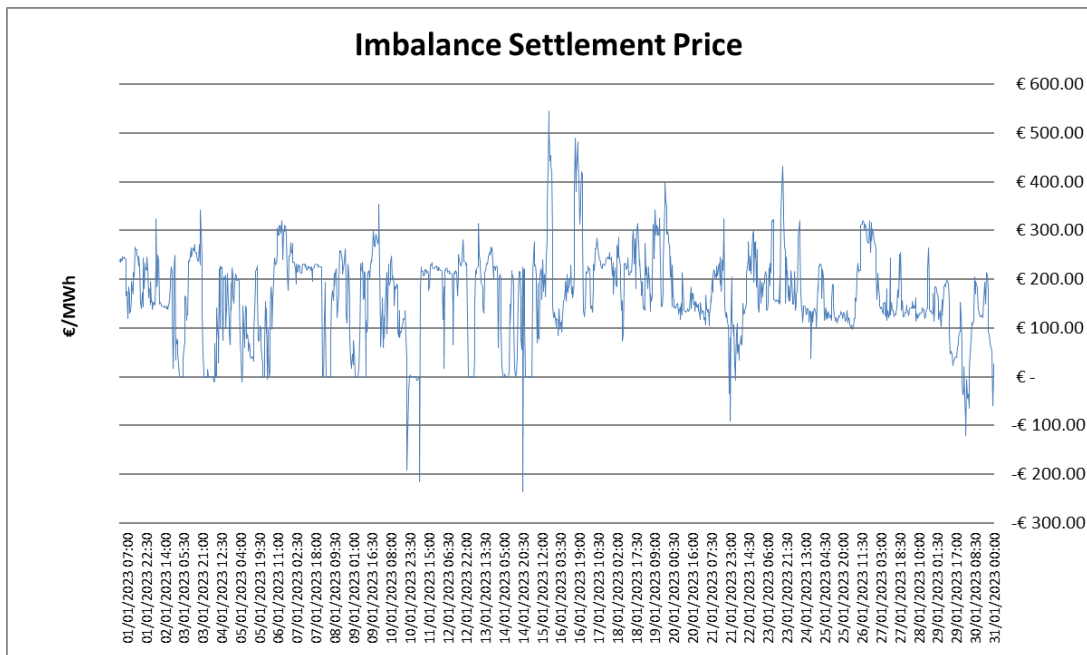


Figure 3 – Imbalance Settlement Price January 2023

- The average Imbalance Settlement Price for February was €150.32

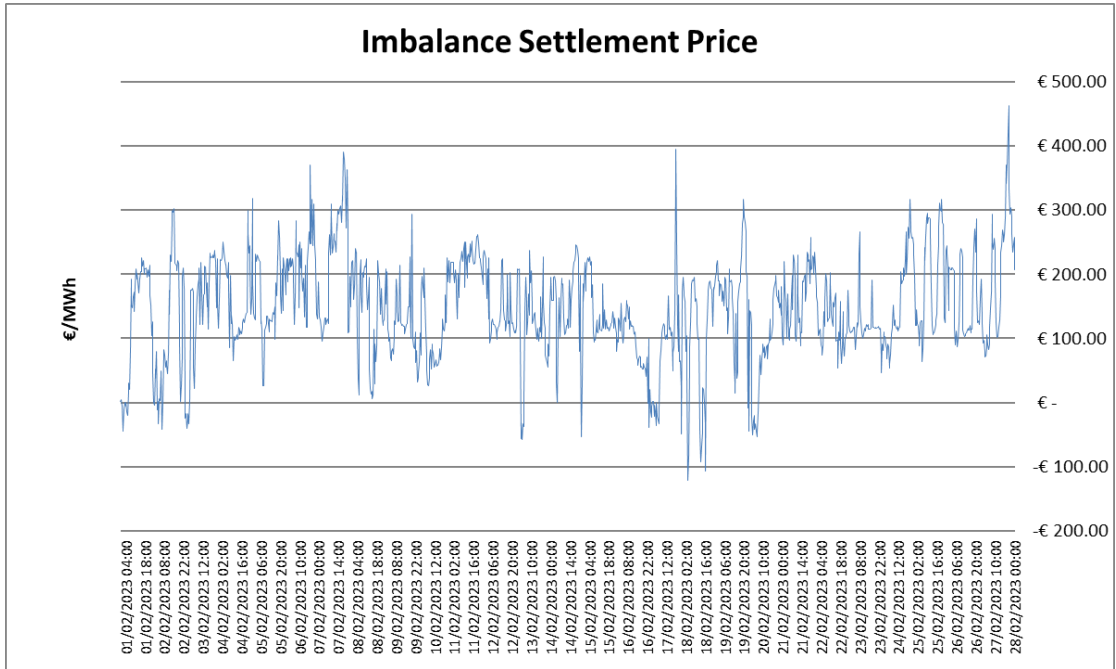


Figure 4 – Imbalance Settlement Price February 2023

- The average Imbalance Settlement Price for March was €149.14

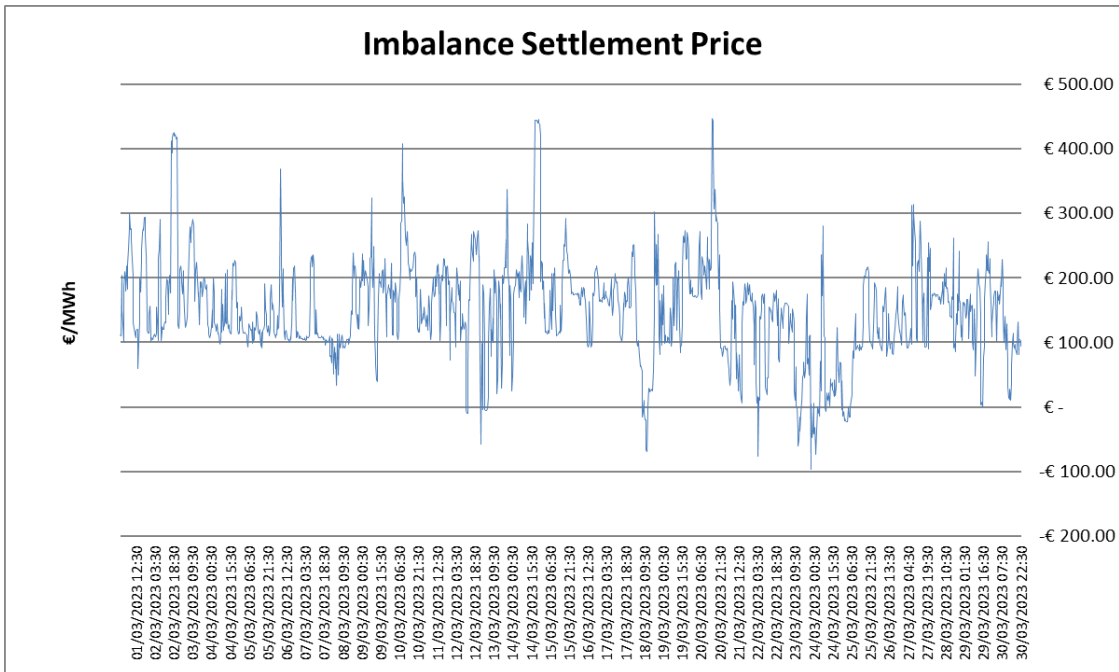


Figure 5 – Imbalance Settlement Price March 2023

Figures 6, 7 and 8 displays the Quantity Weighted Ex-Ante Price as a comparator to the Imbalance Settlement Price. The Quantity Weighted Ex-Ante Price is the value used by SEMO as the Market Back Up Price, should the Market Operator not be able to calculate an Imbalance Settlement Price; based on the average of the six 5 Minute Imbalance Prices for a given Imbalance Settlement Period.

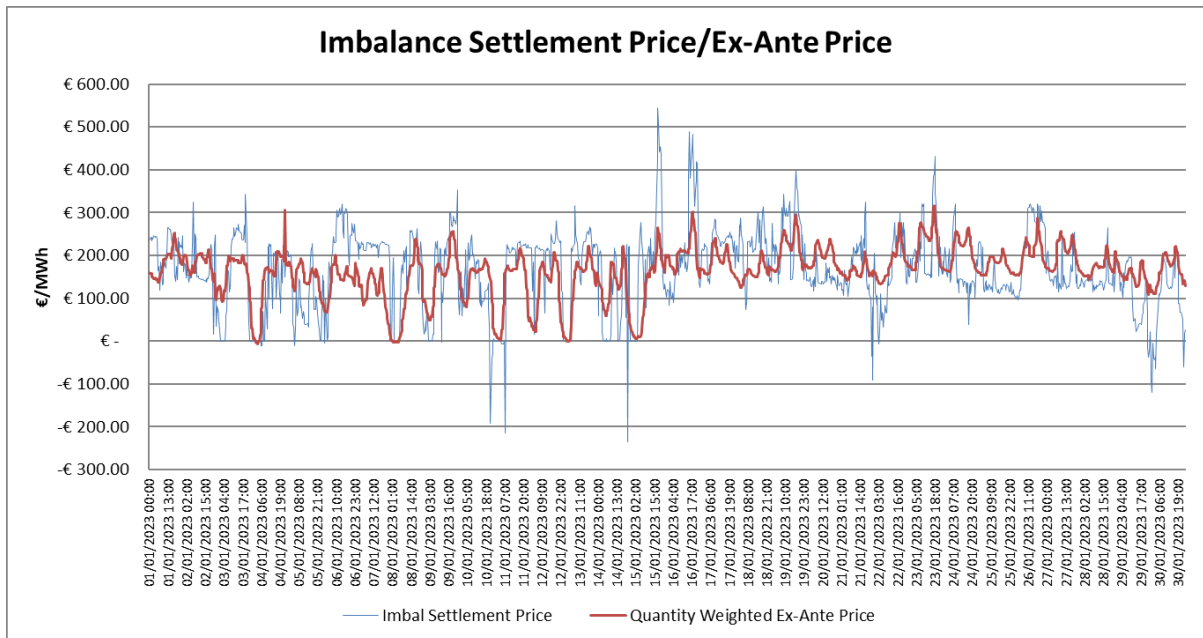


Figure 6 – Imbalance Settlement Price & Quantity Weighted Ex-Ante Price Comparison January 2023

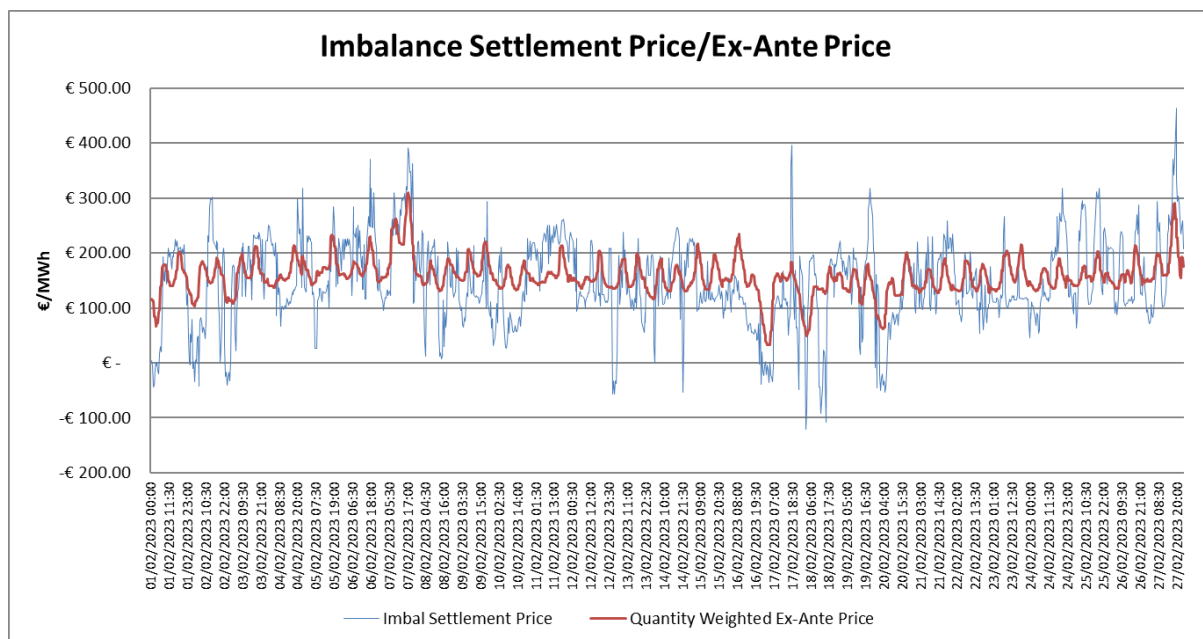


Figure 7 – Imbalance Settlement Price & Quantity Weighted Ex-Ante Price Comparison February 2023

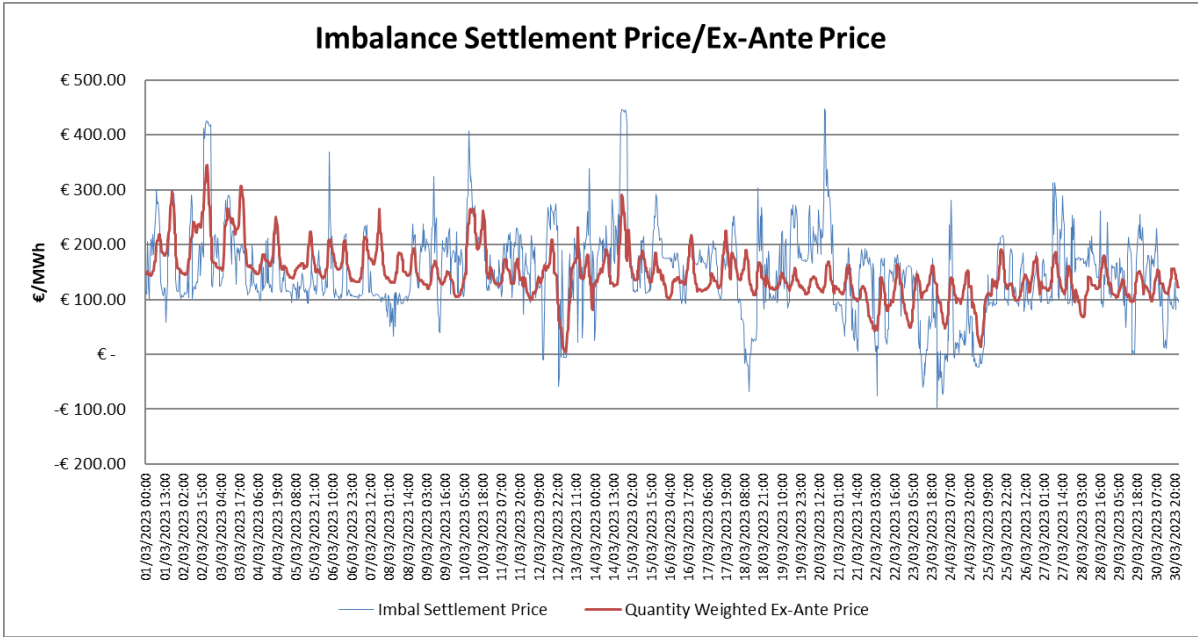


Figure 8 – Imbalance Settlement Price & Quantity Weighted Ex-Ante Price Comparison March 2023

Figure 9 below highlights the monthly Highest, Lowest and Average half-hour Imbalance Prices for the period January, February and March 2023.

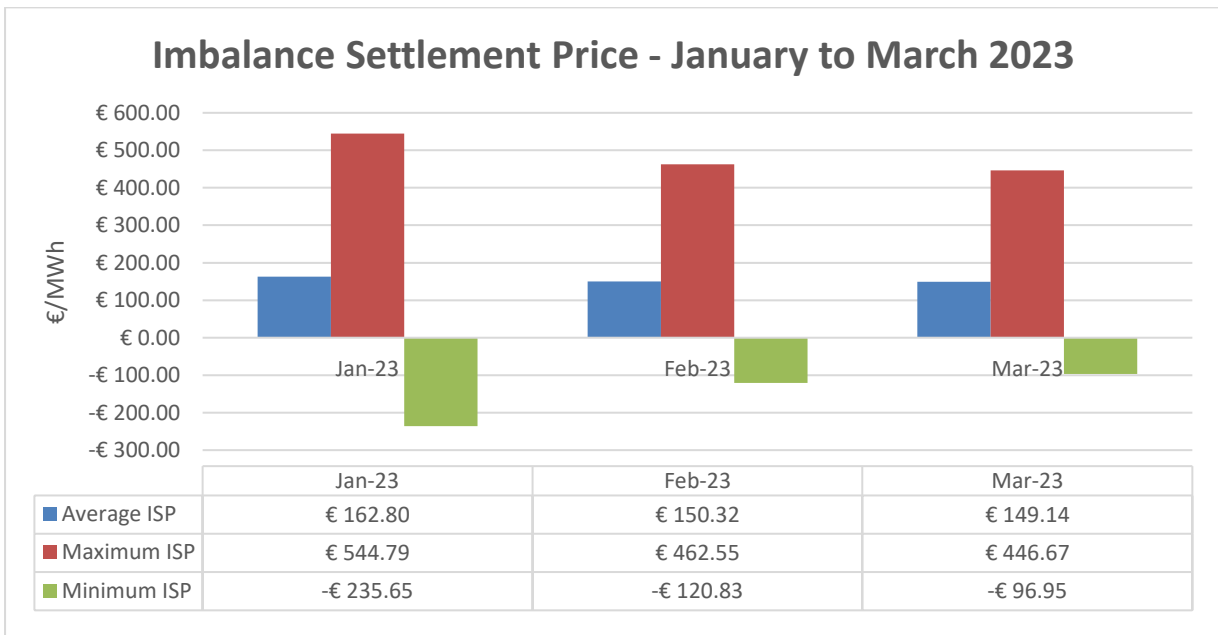


Figure 9 – Highest, Lowest and Average Imbalance Prices January – March 2023

6.2 Exchange Rate

The SEM is a dual currency market, Units based in Northern Ireland submit their Offer Data in GBP. All GBP Offer Data is converted to EUR as part of the Balancing Market price setting process. The GBP to EUR exchange rate is captured below in **Figures 10, 11 and 12**.

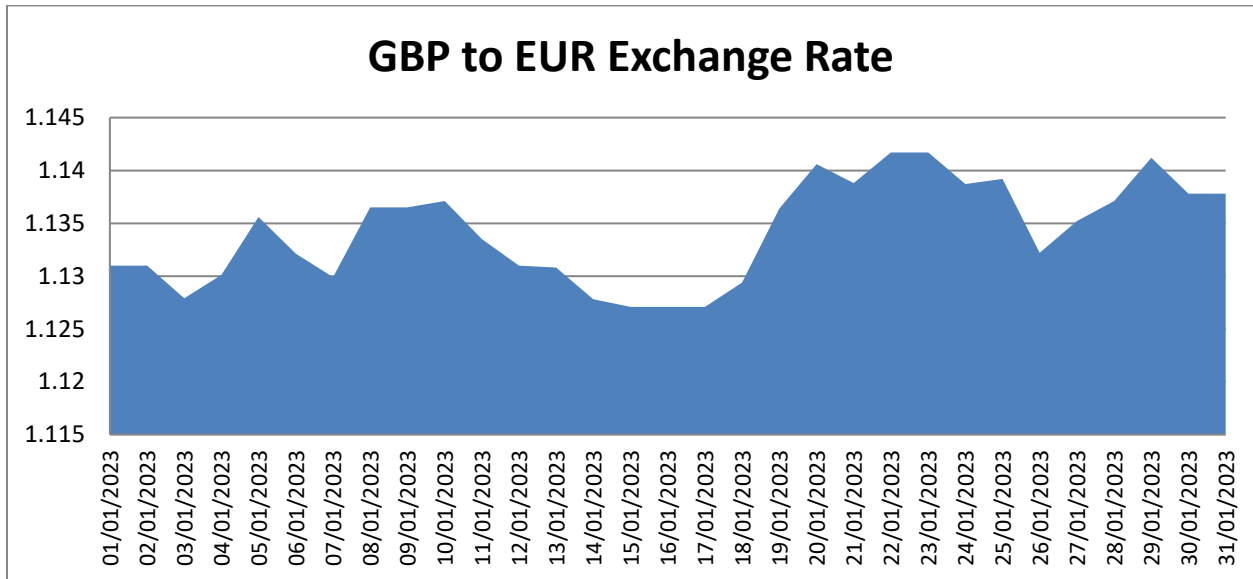


Figure 10 – GBP to EUR Exchange Rate January 2023

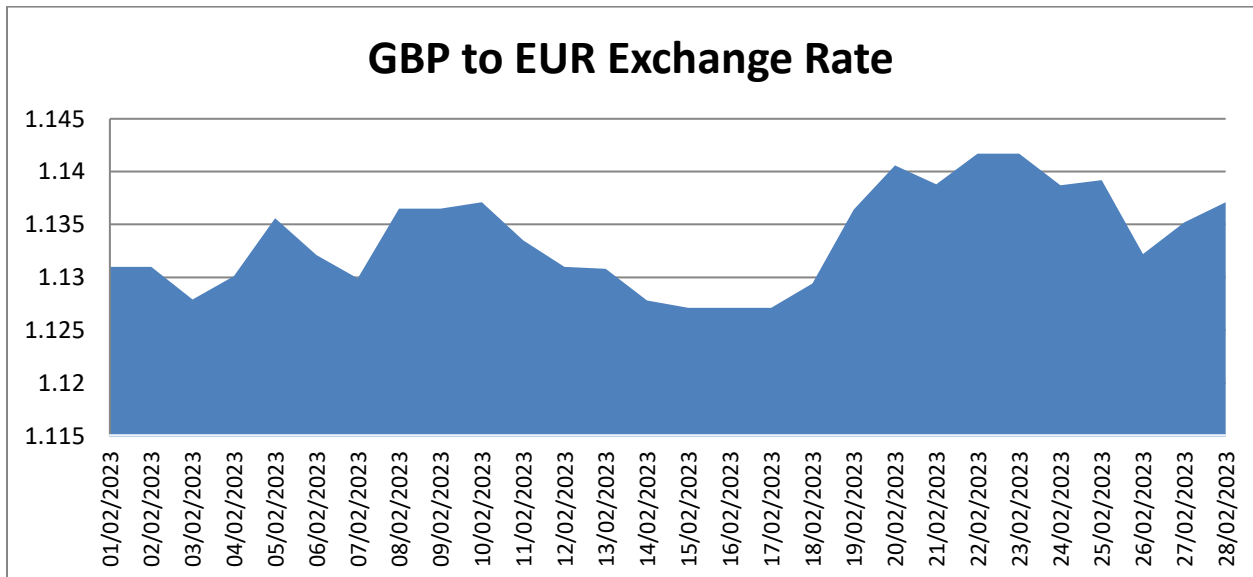


Figure 11 – GBP to EUR Exchange Rate February 2023

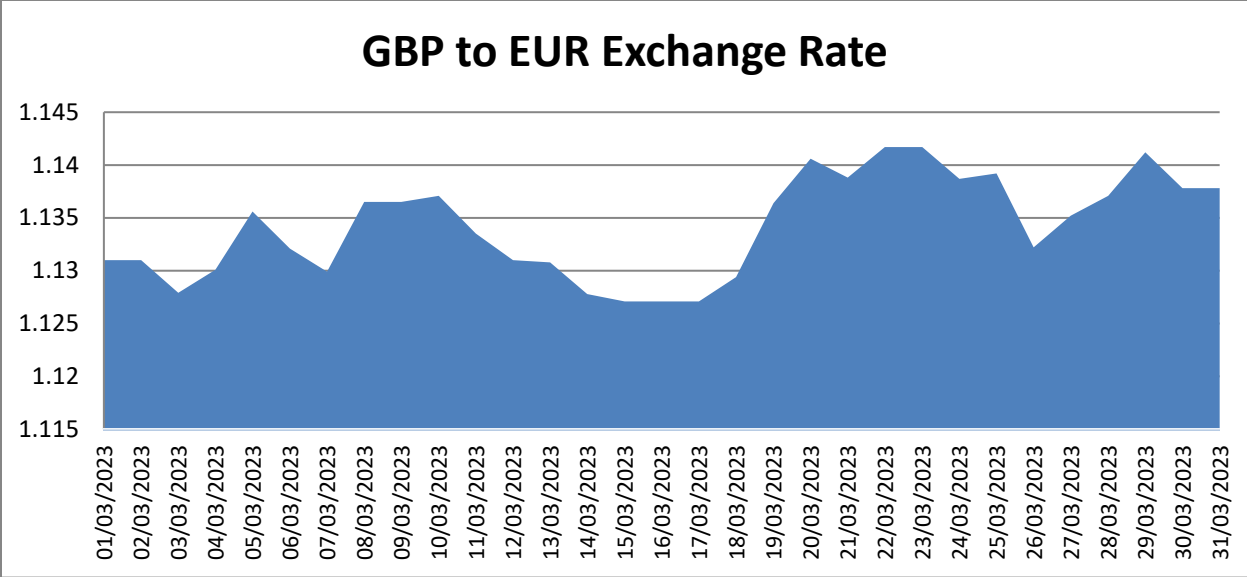


Figure 12 – GBP to EUR Exchange Rate March 2023

6.3 Imbalance Price Generation and Backup Price

The Imbalance Settlement Price is set as the average of the six 5-minute Imbalance Prices. If the Market Operator is unable to calculate any Imbalance Prices within a 30-minute Imbalance Settlement Period within the timeframes set out under the TSC; then the Market Back Up Price will be applied. The Imbalance Settlement Price will use the Market Back Up Price if no 5-minute Imbalance Prices have been published, for that period.

- **January 2023:** 2 Market Back Up Prices applied.
- **February 2023:** 1 Market Back Up Prices applied.
- **March 2023:** 2 Market Back Up Price applied.

As a result of the approved Mod_03_19; the Market Back Up Price is separately applied to a 5 minute Imbalance Price, where that price has not been automatically published. In this instance, the Imbalance Settlement Price will use the average of the automated Imbalance Price; or the replacement Market Back Up Price.

- **January 2023:** there were 22 Backup Prices (5MIN) applied as a result of a scheduled system outage and 0 Backup Prices (5MIN) applied as a result of performance issues.
- **February 2023:** there were 14 Backup Prices (5MIN) applied as a result of a scheduled system outage and 0 Backup Prices (5MIN) applied as a result of performance issues.
- **March 2023:** there were 22 Backup Prices (5MIN) applied as a result of a scheduled system outage and 0 Backup Prices (5MIN) applied as a result of performance issues.

Price Definitions

Missed Prices

Prices (30 Min / 5 Min) that have failed to calculate, and no price has been generated; either through the standard methodology or via the Back Up Price

Back Up prices

In the context of this report, a Back Up Price refers to a 5 minute price where the Imbalance Price has not been published; the system reverts to the volume weighted average price across all Ex-ante and Intraday timeframes.

Market backup prices

In the event that the Market Operator is unable to calculate any 5 minute Imbalance Prices within a 30 Imbalance Settlement Period; then the Market Back Up Price will be applied. The Imbalance Settlement Price will use the average of the automated Imbalance Price; or the replacement 5 minute Back Up Price.

Day Ahead backup prices

This is a final fall back price that is to be used in the event of a failure of the automated 30 Minute Market Back Up Price. Typically, this price is only used during planned System Releases; and uses the Day-ahead Auction price only.

7 Modifications

7.1 Balancing Market – Trading & Settlement Code Modification Management

The tables that follow give an overview of the activity that has taken place between 1st January 2023 and 31st March 2023. Table 18 shows the dates and number of Modifications Committee Meetings and Working Groups that took place over this period.

Meeting	Date	Location
Modifications Committee Meeting 115	22 nd February 2023	MS Teams

Table 18 - Balancing Market: Trading & Settlement Code Modifications Committee Meetings

At the Modifications Committee Meeting, decisions are made with regard to progressing various Modification Proposals. Table 19 gives an outline of the amount of activity that has taken place over this period.

	January 2023	February 2023	March 2023
Modification Proposal Activity	Total	Total	Total
Raised	0	2	0
Alternative Versions raised	0	1	0
Withdrawn	0	0	0
Deferred	0	3	0
Extension Granted	0	0	0
Recommended for Approval	0	2	0
Recommended for Rejection	0	0	0
Further Work Required	0	0	0
RA Decision Approved	2	0	0
RA Decision Rejected	0	0	0

Table 19 - Modification Proposal Activity

7.2 Balancing Market - Modifications Process Development

Modification Proposals were considered at bimonthly Modifications Committee Meetings alternating between Belfast and Dublin or conference call where applicable (see Table 18).

Full details of all modifications progressed during the year are available in the [Balancing Market Modifications section](#) of the SEMO website.

RA Decision Approved

Mod_08_22 Weekly Strike Price Calculation

Mod_13_22 Bidirectional Imperfections Charge Factor Modification

8 SEMO KPI Quarterly Update – Storage Technology Facilitation

The KPI as set out in the SEMO Price Control Decision, SEM-21-03, requires SEMO to successfully implement an enduring solution for storage technology facilitation which would enable full participation in the Balancing Market including:

- Registration difficulties resolved;
- Negative PNs can be accepted and processed;
- Overall level playing field for storage technology.

In order to ensure efficiencies are maximised across both the Market Operators and System Operators, the battery storage facilitation is incorporated as part of the Scheduling and Dispatch Programme. The expected timelines associated with the delivery of the programme will be finalised as part of phase 2 which is expected to run through Q2 and Q3 2023. Industry will be updated on the detailed timelines during this phase.

Based on the current projected timelines, SEMO can confirm that -

- The Registration difficulties being resolved is being addressed under the Scheduling and Dispatch Programme.
- Negative PNs being accepted and process is being addressed under the Scheduling and Dispatch Programme.
- Overall level playing field for storage technology is being addressed under the Scheduling and Dispatch Programme.

SEMO will continue to progress the Storage Technology Facilitation as part of the Scheduling and Dispatch Programme. Industry Participants and the Regulatory Authorities will be updated on the progression of the Scheduling and Dispatch Programme through the appropriate communication channels. Further updates on target completion dates will be provided as the Scheduling and Dispatch Programme continues to progress.

9 Central Systems

9.1 System Releases

There were no Market System Releases during the months of January – March 2023.

9.2 System Availability

The table below gives the system availability values for the months of January, February and March 2023:

	January 2023	February 2023	March 2023
System / Application	Availability %	Availability %	Availability %
Settlements (CSB)	100%	100%	100%
MI	100%	100%	100%
MA	100%	100%	100%
Reporting (reports publication in the MPI)	100%	100%	100%
Website (availability)	100%	100%	99.43%
Average System Availability	100%	100%	99.89%

Table 19 – System Availability: January – March 2023

9.3 Known Issues Report

For details regarding system errors please refer to the Known Issues Report published on the [SEMO website](#).

9.4 Limited Communication Failure (LCF), General Communication Failure (GCF) and General System Failure (GSF)

- There were no LCFs during the months of January – March 2023.
- There was no GCFs during the months of January and February.
- There was one GCF during the month of March 2023. This GCF, following review, was declassified from being a GCF within SEMO and acknowledged that it should have been raised as an LCF at the time, however in order to be transparent the GCF status in regards reporting will be maintained.
- There were no GSFs during the months of January – March 2023.

10 Appendix A: Trading and Settlement Code Breaches

Meter Data Provider Breaches

Ops Date Identified	Run Type	Issue	MDP Provider	Issue Type	Description T&SC Breach	T&SC Breach	Status
04/01/2023	D+1	Timing	EirGrid	File submission of Metering data	Delay of 2 hrs	Minor	Closed
04/01/2023	D+1	Timing	SONI	File submission of Metering data	Delay of 2 hrs 14 mins	Minor	Closed
03/02/2023	D+1	Timing	SONI	File submission of ACTA data	Delay of 1 hr 41 mins	Minor	Closed
05/02/2023	D+1	Timing	SONI	File submission of ACTA data	Delay of 1 hr 40 mins	Minor	Closed
08/02/2023	D+1	Timing	SONI	File submission of ACTA data	Delay of 2 hrs 35 mins	Minor	Closed

Table 20 - Meter Data Provider Breaches: January - March 2023

Market Participant Breaches

Jan-23						
PT name	Invoiced period	Market	Default issued due to	Default letter issued	T & SC Breach	Status
Templederry Renewable Energy Supply Limited	WK_51_2022	BMCRM	Timing	Yes	Major	Closed
ELECTRORROUTE ENERGY TRADING LIMITED	WK_51_2022	BMCRM	Timing	Yes	Major	Closed
AC Automation UK Limited	DEC_2022	MO	Timing	Yes	Major	Closed
LCC POWER LIMITED	Wk_01_2023	BMCRM	Timing	Yes	Major	Closed
LCC Power Limited	Wk_01_2023	BMCRM	Timing	Yes	Major	Closed

Feb-23						
PT name	Invoiced period	Market	Default issued due to	Default letter issued	T & SC Breach	Status
SSE Airtricity Limited	Jan_2023	MO	Timing	Yes	Major	Closed
Dublin Waste to Energy	Jan_2023	MO	Timing	Yes	Major	Closed
Fuinneamh Gaoithe Teoranta	Jan_2023	MO	Timing	Yes	Major	Closed
Bearna Gaoithe Power Supply Limited	WK_06	BMCRM	Timing	Yes	Major	Closed

Mar-23						
PT name	Invoiced period	Market	Default issued due to	Default letter issued	T & SC Breach	Status
Copenhagen Energy Trading A/S	WK_08	BMCRM	Timing	Yes	Major	Closed
Noryls Energy Trading A/S	WK_09	BMCRM	Timing	Yes	Major	Closed
ELECTRORROUTE ENERGY TRADING LIMITED	WK_09	BMCRM	Timing	Yes	Major	Closed
KRIA Energy ehf	WK_09	BMCRM	Timing	Yes	Major	Closed
Ever Energy Supply Limited	WK_09	BMCRM	Timing	Yes	Major	Closed
Megawatts Power Trading Limited	FEB_2023	MO	Timing	Yes	Major	Closed
KRIA Energy ehf	WK_10	BMCRM	Timing	Yes	Major	Closed
Ever Energy Supply Limited	WK_10	BMCRM	Timing	Yes	Major	Closed
ELECTRORROUTE ENERGY TRADING LIMITED	WK_11	BMCRM	Timing	Yes	Major	Closed
Ever Energy Supply Limited	WK_11	BMCRM	Timing	Yes	Major	Closed

Table 21 - Clearing Default Notices (Major): January - March 2023

Ops Date Identified	PT Name	Issue Type	Default Letter Sent	Cause	Resolution	Closed	T & SC Breach
07/03/2023	Arden Energy	Credit	Yes	CCIN was not resolved within the T& S Code timeframes	Invoice paid €380,508.89	Yes	Major

Table 22 – Credit Risk Management Default Notices (Major): January - March 2023

Market Operator Breaches

Month	Settlement Date	Periods Affected	Run Type	Quality or Timing	Party	Issue Type	Description	Cause	Resolution	T&SC Breach	Status
Jan	4th	1	Indicative	Timing	SEMO	Late Settlement Data	Late Meter Data Provider (MDP) data	EirGrid/SONI MDP data received late	MDP data received and Indicatives completed late after target date	Minor	Closed
Feb	8th	1	Indicative	Timing	SEMO	Late Settlement Data	Late Actual Availabilities (ACTA) files	NI ACTA files received late	ACTA data received and Indicatives completed late after target date	Minor	Closed
Mar	9th	1	Indicative	Timing	SEMO	Processing Issue	Issue with PUSH processing	PUSH failure	PUSH issue resolved and Indicatives completed late after target date	Minor	Closed
Mar	28th-31st	4	Indicative	Timing	SEMO	Operational Error	Data Import issue	Data update	Issue resolved and Indicatives completed late after target date	Minor	Closed

Table 23 - Delays to Indicative Settlement: January - March 2023

Month	Settlement Date	Periods Affected	Run Type	Quality or Timing	Party	Issue Type	Description	Cause	Resolution	T&SC Breach	Status
Mar	13th	1	Initial	Timing	SEMO	Processing Issue	Issue with PUSH processing	PUSH failure	PUSH issue resolved and Initials completed late on target date	Minor	Closed

Table 24 - Delays to Initial Settlement: January - March 2023

Ops Date Identified	PT Name	Time	Reason
11/01/2023	All	Delayed Publication	Internal Processing system issue
12/01/2023	All	Delayed Publication	Analysis required on Fixed Credit Cover
07/03/2023	All	Delayed Publication	Internal Processing system issue
16/03/2023	All	Delayed Publication	Internal Processing system issue

Table 25 – Credit Risk Management (Minor): January – March 2023

11 Appendix B: Historical Settlement Information

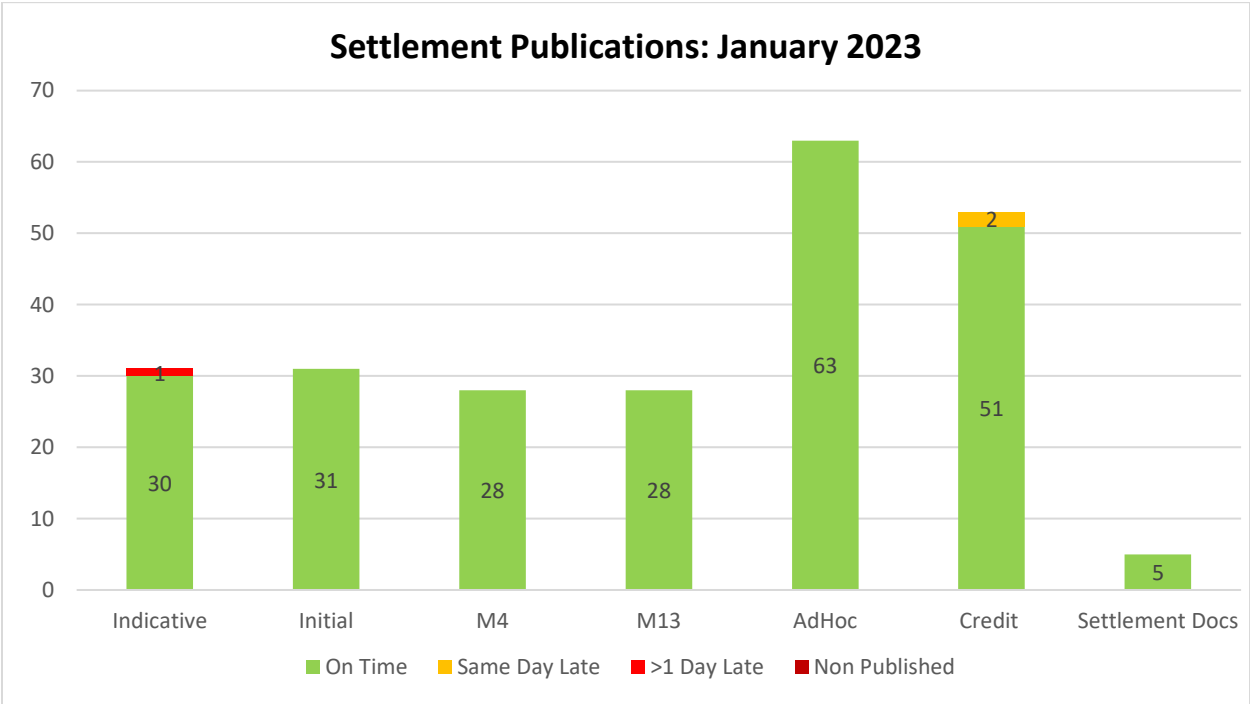


Figure 13 - Settlement Information January 2023

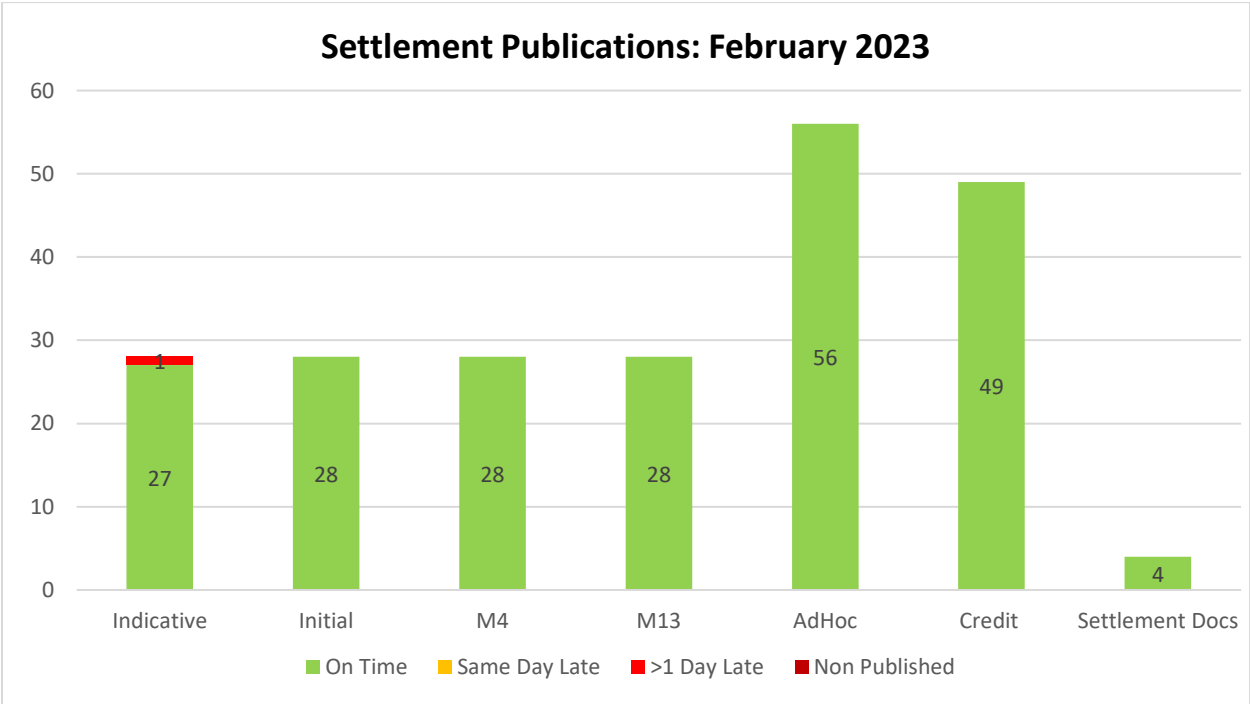


Figure 14 - Settlement Information February 2023

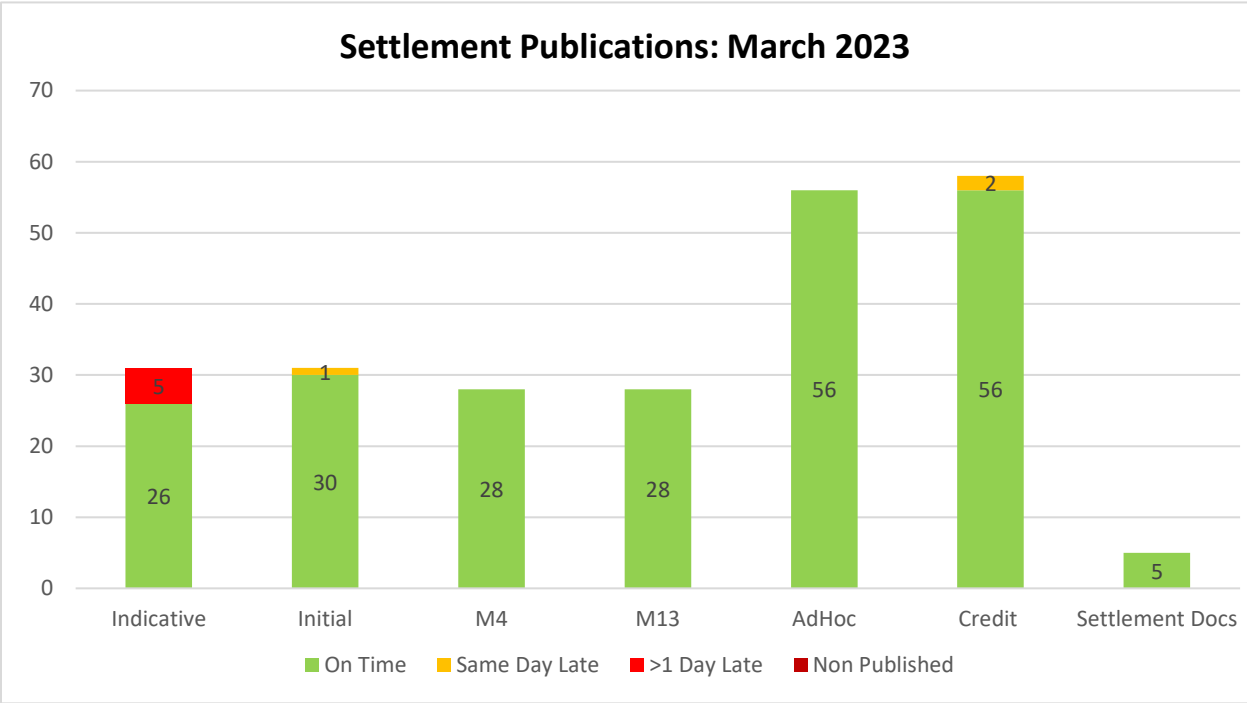


Figure 15 - Settlement Information March 2023

12 Appendix C: Settlement Publication Timings

Indicative Settlement

Operational Date	Market	Run	Period End Date	Target Date & Time	Publish Date & Time
03/01/2023	BALIMB	Indicative	01/01/2023	03/01/2023 17:00	03/01/2023 15:36
03/01/2023	BALIMB	Indicative	02/01/2023	03/01/2023 17:00	03/01/2023 16:18
04/01/2023	BALIMB	Indicative	03/01/2023	04/01/2023 17:00	04/01/2023 16:32
05/01/2023	BALIMB	Indicative	04/01/2023	05/01/2023 17:00	06/01/2023 11:24
06/01/2023	BALIMB	Indicative	05/01/2023	06/01/2023 17:00	06/01/2023 16:16
09/01/2023	BALIMB	Indicative	06/01/2023	09/01/2023 17:00	09/01/2023 15:10
09/01/2023	BALIMB	Indicative	07/01/2023	09/01/2023 17:00	09/01/2023 15:17
09/01/2023	BALIMB	Indicative	08/01/2023	09/01/2023 17:00	09/01/2023 16:04
10/01/2023	BALIMB	Indicative	09/01/2023	10/01/2023 17:00	10/01/2023 16:24
11/01/2023	BALIMB	Indicative	10/01/2023	11/01/2023 17:00	11/01/2023 15:51
12/01/2023	BALIMB	Indicative	11/01/2023	12/01/2023 17:00	12/01/2023 16:13
13/01/2023	BALIMB	Indicative	12/01/2023	13/01/2023 17:00	13/01/2023 16:16
16/01/2023	BALIMB	Indicative	13/01/2023	16/01/2023 17:00	16/01/2023 15:34
16/01/2023	BALIMB	Indicative	14/01/2023	16/01/2023 17:00	16/01/2023 15:40
16/01/2023	BALIMB	Indicative	15/01/2023	16/01/2023 17:00	16/01/2023 16:20
17/01/2023	BALIMB	Indicative	16/01/2023	17/01/2023 17:00	17/01/2023 16:16
18/01/2023	BALIMB	Indicative	17/01/2023	18/01/2023 17:00	18/01/2023 16:07
19/01/2023	BALIMB	Indicative	18/01/2023	19/01/2023 17:00	19/01/2023 16:18
20/01/2023	BALIMB	Indicative	19/01/2023	20/01/2023 17:00	20/01/2023 16:02
23/01/2023	BALIMB	Indicative	20/01/2023	23/01/2023 17:00	23/01/2023 15:10
23/01/2023	BALIMB	Indicative	21/01/2023	23/01/2023 17:00	23/01/2023 15:29
23/01/2023	BALIMB	Indicative	22/01/2023	23/01/2023 17:00	23/01/2023 16:28
24/01/2023	BALIMB	Indicative	23/01/2023	24/01/2023 17:00	24/01/2023 16:15
25/01/2023	BALIMB	Indicative	24/01/2023	25/01/2023 17:00	25/01/2023 16:25
26/01/2023	BALIMB	Indicative	25/01/2023	26/01/2023 17:00	26/01/2023 16:06
27/01/2023	BALIMB	Indicative	26/01/2023	27/01/2023 17:00	27/01/2023 15:43
30/01/2023	BALIMB	Indicative	27/01/2023	30/01/2023 17:00	30/01/2023 15:07
30/01/2023	BALIMB	Indicative	28/01/2023	30/01/2023 17:00	30/01/2023 15:23
30/01/2023	BALIMB	Indicative	29/01/2023	30/01/2023 17:00	30/01/2023 16:21
31/01/2023	BALIMB	Indicative	30/01/2023	31/01/2023 17:00	31/01/2023 16:27
01/02/2023	BALIMB	Indicative	31/01/2023	01/02/2024 17:00	01/02/2023 16:23

Table 26 – Indicative Settlement Publication time January 2023

Operational Date	Market	Run	Period End Date	Target Date & Time	Publish Date & Time
02/02/2023	BALIMB	Indicative	01/02/2023	02/02/2023 17:00	02/02/2023 16:36
03/02/2023	BALIMB	Indicative	02/02/2023	03/02/2023 17:00	03/02/2023 16:28
07/02/2023	BALIMB	Indicative	03/02/2023	07/02/2023 17:00	07/02/2023 14:36
07/02/2023	BALIMB	Indicative	04/02/2023	07/02/2023 17:00	07/02/2023 14:49
07/02/2023	BALIMB	Indicative	05/02/2023	07/02/2023 17:00	07/02/2023 15:07
07/02/2023	BALIMB	Indicative	06/02/2023	07/02/2023 17:00	07/02/2023 16:26
08/02/2023	BALIMB	Indicative	07/02/2023	08/02/2023 17:00	08/02/2023 16:32
09/02/2023	BALIMB	Indicative	08/02/2023	09/02/2023 17:00	10/02/2023 10:40
10/02/2023	BALIMB	Indicative	09/02/2023	10/02/2023 17:00	10/02/2023 16:00
13/02/2023	BALIMB	Indicative	10/02/2023	13/02/2023 17:00	13/02/2023 14:58
13/02/2023	BALIMB	Indicative	11/02/2023	13/02/2023 17:00	13/02/2023 15:05
13/02/2023	BALIMB	Indicative	12/02/2023	13/02/2023 17:00	13/02/2023 16:30
14/02/2023	BALIMB	Indicative	13/02/2023	14/02/2023 17:00	14/02/2023 16:04
15/02/2023	BALIMB	Indicative	14/02/2023	15/02/2023 17:00	15/02/2023 16:38
16/02/2023	BALIMB	Indicative	15/02/2023	16/02/2023 17:00	16/02/2023 16:39
17/02/2023	BALIMB	Indicative	16/02/2023	17/02/2023 17:00	17/02/2023 16:19
20/02/2023	BALIMB	Indicative	17/02/2023	20/02/2023 17:00	20/02/2023 15:55
20/02/2023	BALIMB	Indicative	18/02/2023	20/02/2023 17:00	20/02/2023 16:12
20/02/2023	BALIMB	Indicative	19/02/2023	20/02/2023 17:00	20/02/2023 16:41
21/02/2023	BALIMB	Indicative	20/02/2023	21/02/2023 17:00	21/02/2023 16:12
22/02/2023	BALIMB	Indicative	21/02/2023	22/02/2023 17:00	22/02/2023 16:20
23/02/2023	BALIMB	Indicative	22/02/2023	23/02/2023 17:00	23/02/2023 16:04
24/02/2023	BALIMB	Indicative	23/02/2023	24/02/2023 17:00	24/02/2023 16:14
27/02/2023	BALIMB	Indicative	24/02/2023	27/02/2023 17:00	27/02/2023 15:11
27/02/2023	BALIMB	Indicative	25/02/2023	27/02/2023 17:00	27/02/2023 15:35
27/02/2023	BALIMB	Indicative	26/02/2023	27/02/2023 17:00	27/02/2023 16:27
28/02/2023	BALIMB	Indicative	27/02/2023	28/02/2023 17:00	28/02/2023 16:09
01/03/2023	BALIMB	Indicative	28/02/2023	01/03/2023 17:00	01/03/2023 16:07

Table 27 – Indicative Settlement Publication time February 2023

Operational Date	Market	Run	Period End Date	Target Date & Time	Publish Date & Time
02/03/2023	BALIMB	Indicative	01/03/2023	02/03/2023 17:00	02/03/2023 16:24
03/03/2023	BALIMB	Indicative	02/03/2023	03/03/2023 17:00	03/03/2023 16:20
06/03/2023	BALIMB	Indicative	03/03/2023	06/03/2023 17:00	06/03/2023 15:02
06/03/2023	BALIMB	Indicative	04/03/2023	06/03/2023 17:00	06/03/2023 15:35
06/03/2023	BALIMB	Indicative	05/03/2023	06/03/2023 17:00	06/03/2023 16:20
07/03/2023	BALIMB	Indicative	06/03/2023	07/03/2023 17:00	07/03/2023 16:13
08/03/2023	BALIMB	Indicative	07/03/2023	08/03/2023 17:00	08/03/2023 16:01
09/03/2023	BALIMB	Indicative	08/03/2023	09/03/2023 17:00	09/03/2023 16:11
10/03/2023	BALIMB	Indicative	09/03/2023	10/03/2023 17:00	13/03/2023 09:38
13/03/2023	BALIMB	Indicative	10/03/2023	13/03/2023 17:00	13/03/2023 14:25
13/03/2023	BALIMB	Indicative	11/03/2023	13/03/2023 17:00	13/03/2023 15:04
13/03/2023	BALIMB	Indicative	12/03/2023	13/03/2023 17:00	13/03/2023 16:06
14/03/2023	BALIMB	Indicative	13/03/2023	14/03/2023 17:00	14/03/2023 16:11
15/03/2023	BALIMB	Indicative	14/03/2023	15/03/2023 17:00	15/03/2023 16:08
16/03/2023	BALIMB	Indicative	15/03/2023	16/03/2023 17:00	16/03/2023 16:42
20/03/2023	BALIMB	Indicative	16/03/2023	20/03/2023 17:00	20/03/2023 13:58
20/03/2023	BALIMB	Indicative	17/03/2023	20/03/2023 17:00	20/03/2023 15:18
20/03/2023	BALIMB	Indicative	18/03/2023	20/03/2023 17:00	20/03/2023 15:58
20/03/2023	BALIMB	Indicative	19/03/2023	20/03/2023 17:00	20/03/2023 16:39
21/03/2023	BALIMB	Indicative	20/03/2023	21/03/2023 17:00	21/03/2023 16:07
22/03/2023	BALIMB	Indicative	21/03/2023	22/03/2023 17:00	22/03/2023 16:17
23/03/2023	BALIMB	Indicative	22/03/2023	23/03/2023 17:00	23/03/2023 16:11
24/03/2023	BALIMB	Indicative	23/03/2023	24/03/2023 17:00	24/03/2023 16:17
27/03/2023	BALIMB	Indicative	24/03/2023	27/03/2023 17:00	27/03/2023 14:16
27/03/2023	BALIMB	Indicative	25/03/2023	27/03/2023 17:00	27/03/2023 15:38
27/03/2023	BALIMB	Indicative	26/03/2023	27/03/2023 17:00	27/03/2023 16:31
28/03/2023	BALIMB	Indicative	27/03/2023	28/03/2023 17:00	28/03/2023 16:14
29/03/2023	BALIMB	Indicative	28/03/2023	29/03/2023 17:00	03/04/2023 14:28
30/03/2023	BALIMB	Indicative	29/03/2023	30/03/2023 17:00	04/04/2023 13:21
31/03/2023	BALIMB	Indicative	30/03/2023	31/03/2023 17:00	04/04/2023 13:24
03/04/2023	BALIMB	Indicative	31/03/2023	03/04/2023 17:00	04/04/2023 13:28

Table 28 – Indicative Settlement Publication time March 2023

Initial Settlement

Operational Date	Market	Run	Period End Date	Target Date & Time	Publish Date & Time
06/01/2023	BALIMB	Initial	01/01/2023	06/01/2023 12:00	06/01/2023 11:18
09/01/2023	BALIMB	Initial	02/01/2023	09/01/2023 12:00	09/01/2023 11:09
10/01/2023	BALIMB	Initial	03/01/2023	10/01/2023 12:00	10/01/2023 11:04
11/01/2023	BALIMB	Initial	04/01/2023	11/01/2023 12:00	11/01/2023 11:07
12/01/2023	BALIMB	Initial	05/01/2023	12/01/2023 12:00	12/01/2023 11:16
13/01/2023	BALIMB	Initial	06/01/2023	13/01/2023 12:00	12/01/2023 15:54
13/01/2023	BALIMB	Initial	07/01/2023	13/01/2023 12:00	12/01/2023 16:38
13/01/2023	BALIMB	Initial	08/01/2023	13/01/2023 12:00	13/01/2023 11:25
16/01/2023	BALIMB	Initial	09/01/2023	16/01/2023 12:00	16/01/2023 11:15
17/01/2023	BALIMB	Initial	10/01/2023	17/01/2023 12:00	17/01/2023 11:15
18/01/2023	BALIMB	Initial	11/01/2023	18/01/2023 12:00	18/01/2023 11:18
19/01/2023	BALIMB	Initial	12/01/2023	19/01/2023 12:00	19/01/2023 11:17
20/01/2023	BALIMB	Initial	13/01/2023	20/01/2023 12:00	19/01/2023 15:42
20/01/2023	BALIMB	Initial	14/01/2023	20/01/2023 12:00	19/01/2023 16:16
20/01/2023	BALIMB	Initial	15/01/2023	20/01/2023 12:00	20/01/2023 11:17
23/01/2023	BALIMB	Initial	16/01/2023	23/01/2023 12:00	23/01/2023 11:37
24/01/2023	BALIMB	Initial	17/01/2023	24/01/2023 12:00	24/01/2023 11:12
25/01/2023	BALIMB	Initial	18/01/2023	25/01/2023 12:00	25/01/2023 11:14
26/01/2023	BALIMB	Initial	19/01/2023	26/01/2023 12:00	26/01/2023 11:24
27/01/2023	BALIMB	Initial	20/01/2023	27/01/2023 12:00	26/01/2023 14:34
27/01/2023	BALIMB	Initial	21/01/2023	27/01/2023 12:00	26/01/2023 14:53
27/01/2023	BALIMB	Initial	22/01/2023	27/01/2023 12:00	27/01/2023 11:23
30/01/2023	BALIMB	Initial	23/01/2023	30/01/2023 12:00	30/01/2023 11:14
31/01/2023	BALIMB	Initial	24/01/2023	31/01/2023 12:00	31/01/2023 11:30
01/02/2023	BALIMB	Initial	25/01/2023	01/02/2023 12:00	01/02/2023 11:19
02/02/2023	BALIMB	Initial	26/01/2023	02/02/2023 12:00	02/02/2023 11:21
03/02/2023	BALIMB	Initial	27/01/2023	03/02/2023 12:00	02/02/2023 15:04
03/02/2023	BALIMB	Initial	28/01/2023	03/02/2023 12:00	02/02/2023 15:27
03/02/2023	BALIMB	Initial	29/01/2023	03/02/2023 12:00	03/02/2023 11:24
07/02/2023	BALIMB	Initial	30/01/2023	07/02/2023 12:00	07/02/2023 11:16
07/02/2023	BALIMB	Initial	31/01/2023	07/02/2023 12:00	07/02/2023 11:24

Table 29 – Initial Settlement Publication times January 2023

Operational Date	Market	Run	Period End Date	Target Date & Time	Publish Date & Time
08/02/2023	BALIMB	Initial	01/02/2023	08/02/2023 12:00	08/02/2023 11:31
09/02/2023	BALIMB	Initial	02/02/2023	09/02/2023 12:00	09/02/2023 11:26
10/02/2023	BALIMB	Initial	03/02/2023	10/02/2023 12:00	09/02/2023 15:40
10/02/2023	BALIMB	Initial	04/02/2023	10/02/2023 12:00	09/02/2023 16:50
10/02/2023	BALIMB	Initial	05/02/2023	10/02/2023 12:00	10/02/2023 11:07
13/02/2023	BALIMB	Initial	06/02/2023	13/02/2023 12:00	13/02/2023 11:09
14/02/2023	BALIMB	Initial	07/02/2023	14/02/2023 12:00	14/02/2023 11:12
15/02/2023	BALIMB	Initial	08/02/2023	15/02/2023 12:00	15/02/2023 11:14
16/02/2023	BALIMB	Initial	09/02/2023	16/02/2023 12:00	16/02/2023 11:31
17/02/2023	BALIMB	Initial	10/02/2023	17/02/2023 12:00	16/02/2023 15:56
17/02/2023	BALIMB	Initial	11/02/2023	17/02/2023 12:00	16/02/2023 16:08
17/02/2023	BALIMB	Initial	12/02/2023	17/02/2023 12:00	17/02/2023 11:02
20/02/2023	BALIMB	Initial	13/02/2023	20/02/2023 12:00	20/02/2023 11:14
21/02/2023	BALIMB	Initial	14/02/2023	21/02/2023 12:00	21/02/2023 11:35
22/02/2023	BALIMB	Initial	15/02/2023	22/02/2023 12:00	22/02/2023 11:00
23/02/2023	BALIMB	Initial	16/02/2023	23/02/2023 12:00	23/02/2023 11:02
24/02/2023	BALIMB	Initial	17/02/2023	24/02/2023 12:00	23/02/2023 16:01
24/02/2023	BALIMB	Initial	18/02/2023	24/02/2023 12:00	23/02/2023 16:42
24/02/2023	BALIMB	Initial	19/02/2023	24/02/2023 12:00	24/02/2023 11:02
27/02/2023	BALIMB	Initial	20/02/2023	27/02/2023 12:00	27/02/2023 11:25
28/02/2023	BALIMB	Initial	21/02/2023	28/02/2023 12:00	28/02/2023 11:14
01/03/2023	BALIMB	Initial	22/02/2023	01/03/2023 12:00	01/03/2023 11:05
02/03/2023	BALIMB	Initial	23/02/2023	02/03/2023 12:00	02/03/2023 11:17
03/03/2023	BALIMB	Initial	24/02/2023	03/03/2023 12:00	02/03/2023 14:36
03/03/2023	BALIMB	Initial	25/02/2023	03/03/2023 12:00	02/03/2023 15:05
03/03/2023	BALIMB	Initial	26/02/2023	03/03/2023 12:00	03/03/2023 11:32
06/03/2023	BALIMB	Initial	27/02/2023	06/03/2023 12:00	06/03/2023 11:13
07/03/2023	BALIMB	Initial	28/02/2023	07/03/2023 12:00	07/03/2023 11:13

Table 30 – Initial Settlement Publication times February 2023

Operational Date	Market	Run	Period End Date	Target Date & Time	Publish Date & Time
08/03/2023	BALIMB	Initial	01/03/2023	08/03/2023 12:00	08/03/2023 11:13
09/03/2023	BALIMB	Initial	02/03/2023	09/03/2023 12:00	09/03/2023 11:00
10/03/2023	BALIMB	Initial	03/03/2023	10/03/2023 12:00	09/03/2023 15:13
10/03/2023	BALIMB	Initial	04/03/2023	10/03/2023 12:00	09/03/2023 15:17
10/03/2023	BALIMB	Initial	05/03/2023	10/03/2023 12:00	10/03/2023 11:10
13/03/2023	BALIMB	Initial	06/03/2023	13/03/2023 12:00	13/03/2023 11:10
14/03/2023	BALIMB	Initial	07/03/2023	14/03/2023 12:00	14/03/2023 11:10
15/03/2023	BALIMB	Initial	08/03/2023	15/03/2023 12:00	15/03/2023 11:28
16/03/2023	BALIMB	Initial	09/03/2023	16/03/2023 12:00	16/03/2023 11:08
20/03/2023	BALIMB	Initial	10/03/2023	20/03/2023 12:00	16/03/2023 15:56
20/03/2023	BALIMB	Initial	11/03/2023	20/03/2023 12:00	16/03/2023 16:10
20/03/2023	BALIMB	Initial	12/03/2023	20/03/2023 12:00	20/03/2023 09:09
20/03/2023	BALIMB	Initial	13/03/2023	20/03/2023 12:00	20/03/2023 14:33
21/03/2023	BALIMB	Initial	14/03/2023	21/03/2023 12:00	21/03/2023 11:42
22/03/2023	BALIMB	Initial	15/03/2023	22/03/2023 12:00	22/03/2023 11:38
23/03/2023	BALIMB	Initial	16/03/2023	23/03/2023 12:00	23/03/2023 11:11
24/03/2023	BALIMB	Initial	17/03/2023	24/03/2023 12:00	23/03/2023 15:35
24/03/2023	BALIMB	Initial	18/03/2023	24/03/2023 12:00	23/03/2023 17:26
24/03/2023	BALIMB	Initial	19/03/2023	24/03/2023 12:00	24/03/2023 11:30
27/03/2023	BALIMB	Initial	20/03/2023	27/03/2023 12:00	27/03/2023 11:19
28/03/2023	BALIMB	Initial	21/03/2023	28/03/2023 12:00	28/03/2023 11:12
29/03/2023	BALIMB	Initial	22/03/2023	29/03/2023 12:00	29/03/2023 11:14
30/03/2023	BALIMB	Initial	23/03/2023	30/03/2023 12:00	30/03/2023 10:53
31/03/2023	BALIMB	Initial	24/03/2023	31/03/2023 12:00	30/03/2023 15:09
31/03/2023	BALIMB	Initial	25/03/2023	31/03/2023 12:00	30/03/2023 15:21
31/03/2023	BALIMB	Initial	26/03/2023	31/03/2023 12:00	31/03/2023 11:12
03/04/2023	BALIMB	Initial	27/03/2023	03/04/2023 12:00	03/04/2023 11:00
04/04/2023	BALIMB	Initial	28/03/2023	04/04/2023 12:00	04/04/2023 11:00
05/04/2023	BALIMB	Initial	29/03/2023	05/04/2023 12:00	05/04/2023 11:00
06/04/2023	BALIMB	Initial	30/03/2023	06/04/2023 12:00	06/04/2023 11:00
11/04/2023	BALIMB	Initial	31/03/2023	07/04/2023 12:00	06/04/2023 14:58

Table 31 – Initial Settlement Publication times March 2023

13 Appendix D: List of Queries by Type

Date Sent	Due Date	Query Ref No.	Charge Component
05/01/2023	02/02/2023	#13691	CPREMIUM
05/01/2023	02/02/2023	#13692	CFC
06/01/2023	03/02/2023	#13709	CFC
09/01/2023	07/02/2023	#13718	CDISCOUNT
10/01/2023	08/02/2023	#13733	CPREMIUM
18/01/2023	16/02/2023	#14784	CDISCOUNT
20/01/2023	20/02/2023	#14799	CIMB
23/01/2023	07/03/2023	#14807	CIMB
24/01/2023	22/02/2023	#14809	CFC
01/02/2023	02/03/2023	#14863	CIMB
02/02/2023	03/03/2023	#14876	CIMB
07/02/2023	07/03/2023	#14891	CPREMIUM
08/02/2023	08/03/2023	#14906	CIMB
13/02/2023	28/03/2023	#14928	CIMB
27/02/2023	28/03/2023	#15007	CUNIMB
27/02/2023	28/03/2023	#15008	CIMB
02/03/2023	31/03/2023	#15035	CUNIMB
06/03/2023	04/04/2023	#15069	CDISCOUNT
07/03/2023	05/04/2023	#15083	CDISCOUNT
08/03/2023	06/04/2023	#15088	CIMB
09/03/2023	11/04/2023	#15095	CDISCOUNT
10/03/2023	12/04/2023	#15106	CDISCOUNT
14/03/2023	14/04/2023	#15120	CIMB
15/03/2023	17/04/2023	#15125	CDISCOUNT
16/03/2023	18/04/2023	#15135	CIMB
21/03/2023	20/04/2023	#15156	CDISCOUNT
23/03/2023	24/04/2023	#15171	CDISCOUNT
23/03/2023	24/04/2023	#15172	CDISCOUNT
23/03/2023	24/04/2023	#15174	CIMB
29/03/2023	28/04/2023	#15215	CIMB
30/03/2023	02/05/2023	#15228	CPREMIUM

Table 32 - Upheld Queries: January - March 2023

Date Sent	Due Date	Query Ref No.	Charge Component
10/01/2023	08/02/2023	#13736	CIMB
12/01/2023	10/02/2023	#13755	CDISCOUNT
13/01/2023	13/02/2023	#13759	CFC
19/01/2023	17/02/2023	#14790	CDISCOUNT
14/02/2023	14/03/2023	#14941	CFC

Table 33 – Not Upheld Queries: January – March 2023

Date Sent	Due Date	Query Ref No.	Charge Component
16/03/2023	18/04/2023	#15140	CIMB
22/03/2023	21/04/2023	#15166	CIMB
23/03/2023	24/04/2023	#15177	CIMB
24/03/2023	25/04/2023	#15183	CFC
28/03/2023	27/04/2023	#15198	CIMB
29/03/2023	28/04/2023	#15211	CFC

Table 34 – Under review Queries: January – March 2023